




THE BOARDRUNNER®

A Flexoseal® Glue Station Solution

Valco Melton's BoardRunner® Gluing Stations features non-contact and contact extrusion formats for the absolute best in adhesive deposition performance. They feature a quick change option for top-down to bottom-up gluing. They are also equipped with a high performance, high speed all electric model 900 Series Valve. The impact resistant carbide plunger tip and engineered ceramic seat of the 900 valve leads the industry in durability with over 250 million cycles before major maintenance is required. The valve's powerful coil creates extremely accurate and repeatable glue patterns from the contact applicator head or via the versatile non-contact nozzle.

1. Contact BoardRunner

- Patented design includes a variety of head supports
- Uses exclusive 900 electric valve technology
- Easily changed from top-down/bottom-up and from tab to 4th panel



Contact BoardRunner




2. Non-Contact BoardRunner

Option A: Standard

- Based on the same electric valve technology as the contact version of the BoardRunner
- Top-down, 3 or 4-bead maximum, tab side or 4th panel
- No marring of board
- No applicator head wear issues
- No skewing from board contact

Option B: Tri-Valve BoardRunner

- Available for tab-side or 4th-panel gluing
- Can provide staggered pattern starts to match lead and trail tab angle, even in "auto-glue" system mode
- Features three of the Valco Melton 524 series, all-electric glue valves
- The 524 series non-contact valves offer a ceramic tip/carbide plunger design for extended service life with less maintenance
- The non-contact method eliminates product skew that can be caused in certain contact gluing applications
- Features an improved tip-sealer design that prevents nozzle plugging during periods of down time
- The tip sealer never cross the product path, preventing debris build-up and product jams
- Tip sealer requires no fluid



Tri-Valve Non-Contact Glue Station

Get these additional benefits:


- Modify the floating applicator head to any standard size board without any operator intervention.
- Adjust the glue applicator seamlessly with the board using a non-linear force curve that takes the weight off of the valve.
- Deliver air to the cylinder to provide a virtually weightless contact application and make the head "ride" on top of the board.
- Utilize Flexoseal's "quick disconnect" for changeover from top-down to bottom-up gluing.
- Eliminate waste and reduce setup time inside the machine.
- Set the board for zero tension (ideal for lug-driven machines).
- Create well-controlled patterns.
- Use on machines up to 28,000 boxes per hour.

BoardRunner® System Components



Applicator Heads for Contact BoardRunner

Valco Melton's applicator heads have a patented design that minimizes trailing and keeps glue areas away from the board. Shims are used to guide flow to either 1mm or 1.5mm orifices. The applicator heads also feature Valco's quick-disconnect design and flow channel technology for reducing build-up and clean cut-off. Constructed with tool-steel and titanium coated parts for maximum durability.



Glue Inspection

The Model CGS-40 Gate Sensor provides a large viewing area of the adhesive pattern. The sensor will continue to perform even when the robust, waterproof enclosure is covered with dirt and dried glue. The CGS-40 requires a calibration of adjustment. Glue pattern data is analyzed by the industry's most advanced MCP control software.



For more information, visit <http://hub.am/17QCb2q> or contact your local Valco Melton representative.

World Headquarters: USA, Cincinnati, Ohio (Corporate Offices) • Tel:+1.513.874.6550 • Fax: +1.513.874.3612

Europe Headquarters: Spain, Navarra • Tel:+34.948.321.580 • Fax:+34.948.326.584

Asia Headquarters: China, Xiamen, Fujian • Tel:+86.592.591.7854 • Fax:+86.592.591.7834
info@valcomelton.com • Serving over 76 Countries Worldwide • valcomelton.com