

Air Pressure to the Manifold

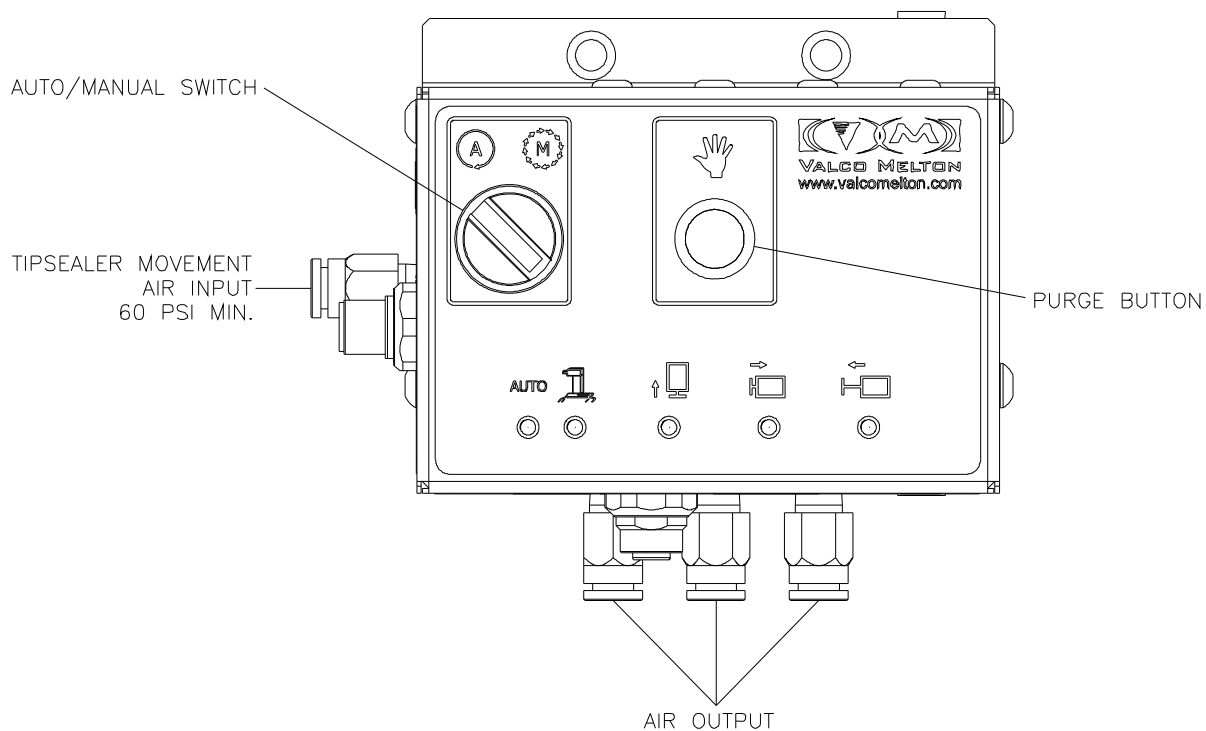
WARNING!



Always set the manifold Auto/Manual switch to "Manual" before performing any glue station-based adjustments.

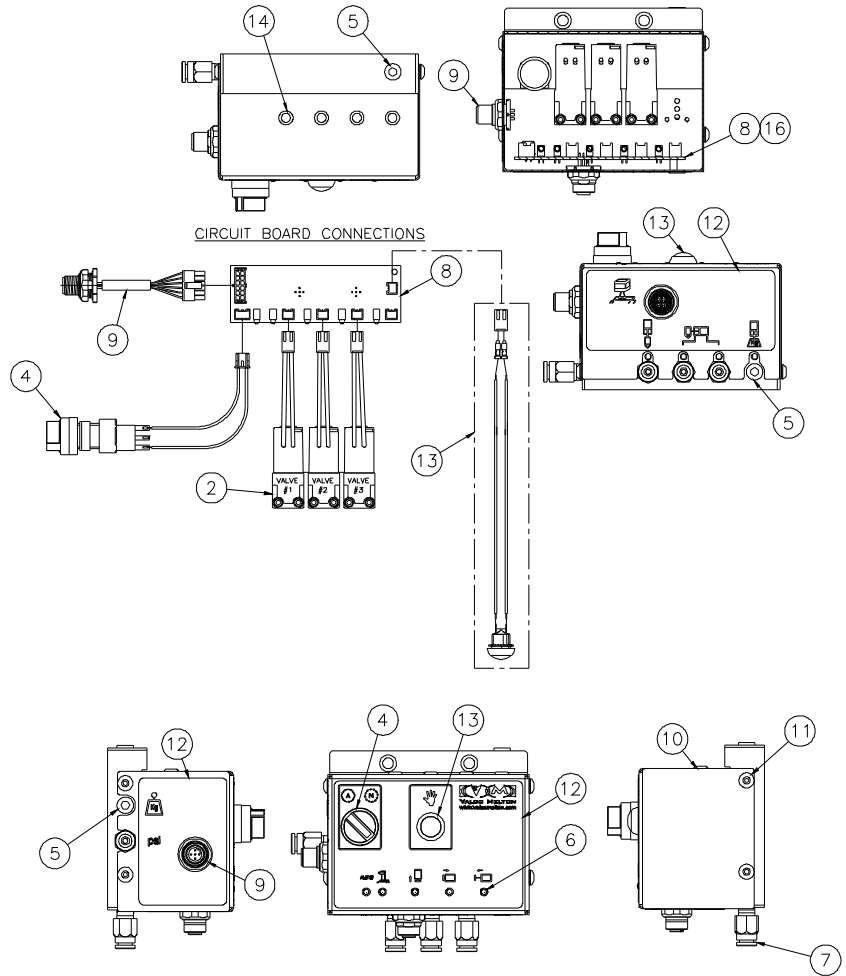
The recommended air pressure settings to the Manifold are as follows:

Tipsealer Air: 60 psi min.



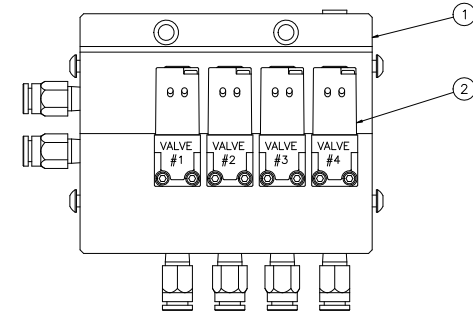
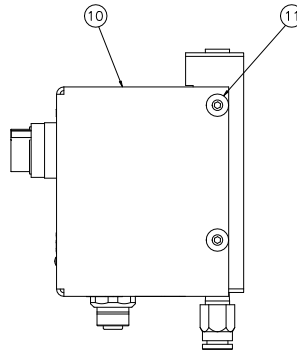
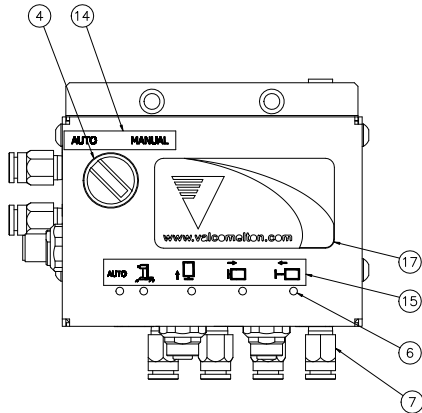
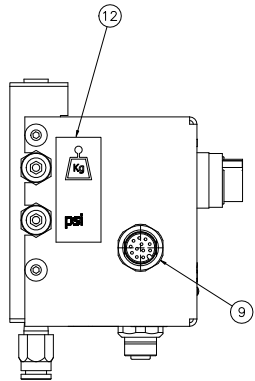
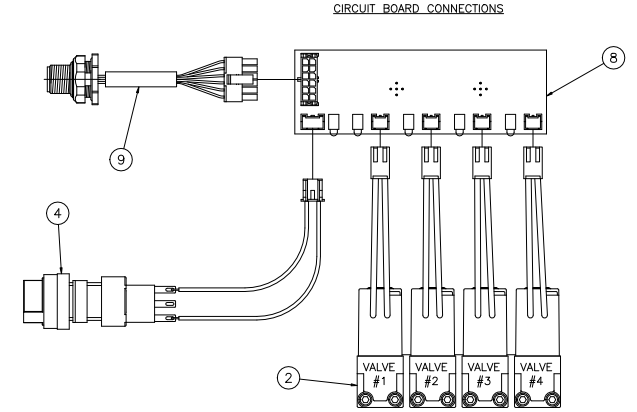
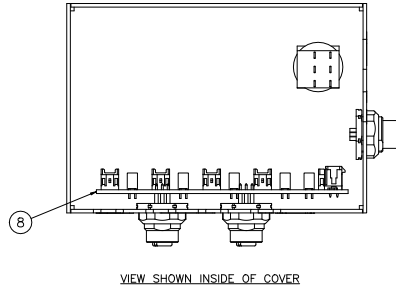
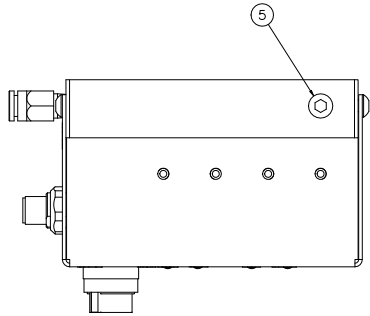
Manifold Air Inputs and Outputs

Air Manifold (411xx910)

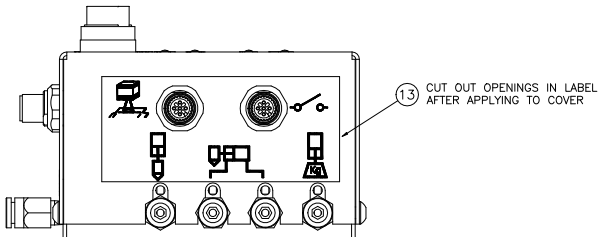


UNIT	DESCRIPTION	PART #	QTY
1	MANIFOLD, AIR	583XX302	1
2	ASSEMBLY, 3-WAY VALVE	411XX907	3
4	ASSEMBLY, SWITCH	481XX055	1
5	PIPE PLUG	799XX039	3
6	LIGHT PIPE	107XX072	5
7	CONNECTOR,MALE	799XX582	4
8	PCB,ASSY,MANIFOLD,TIP-SEALER	151XX718	1
9	ASSEMBLY; CONNECTOR	068XX356	1
10	COVER MANIFOLD/CONTROL	583XX565	1
11	SCREW	784XX159	4
12	LABEL AIR MANIFOLD	782XX889	1
13	SWITCH, ASSEMBLY	485XX126	1
14	PLUG-HOLE 3/16 ID BLACK	092XX028	4
16	SCREW	784XX541	1
17	SCREW	798XX168	2
18	FLAT WASHER	784XX183	2
19	LOCK NUT	798XX416	2

ITEM	PART NO.	QTY	DESCRIPTION
1	583XX302	1	AIR MANIFOLD
2	411XX907	4	3-WAY VALVE ASS'Y.
3	-	-	-
4	481XX055	1	SWITCH ASSEMBLY
5	799XX039	1	PIPE PLUG; 1/8 NPT
6	107XX072	5	LIGHT PIPE
7	799XX582	6	FITTING; 8mm TUBE X 1/8 NPT
8	151XX675	1	PCB; ASSY, CONN/LED
9	068XX356	1	CONNECTOR; 5 PIN; REV KEY
10	583XX303	1	COVER
11	784XX159	4	BHCS, M5 X 8mm LG.
12	782XX365	1	LABEL - AIR INPUT
13	782XX364	1	LABEL - AIR OUTPUT
14	782XX367	1	LABEL - SWITCH
15	782XX366	1	LABEL - LED
16	-	-	-
17	782XX234	1	LABEL



VIEW SHOWN WITHOUT COVER



USED ON: -	THIS DRAWING IS UNLESS OTHERWISE NOTED	TOLERANCES - UNLESS AS NOTED	PROPERTY OWNERSHIP INFORMATION
MTL: SEE P/L	ALL DIMENSIONS ARE FULL UNLESS NOTED TO BE OTHERWISE	INCHES - EXCEPT AS NOTED	UNLESS OTHERWISE SPECIFIED, ALL DIMENSIONS AND MATERIALS ARE TO BE PROVIDED BY THE CUSTOMER.
FINISH: -	FINISH: - UNLESS OTHERWISE SPECIFIED	INCHES - EXCEPT AS NOTED	SCALE 1 = 1
REV. #1: -	REV. #1: - UNLESS OTHERWISE SPECIFIED	MILLIMETERS - EXCEPT AS NOTED	DATE 29DEC09
REV. #2: -	REV. #2: - UNLESS OTHERWISE SPECIFIED	INCHES - EXCEPT AS NOTED	DRAWING NUMBER SMT4604
REV. #3: -	REV. #3: - UNLESS OTHERWISE SPECIFIED	MILLIMETERS - EXCEPT AS NOTED	SHEET 1 OF 1
REV. #4: -	REV. #4: - UNLESS OTHERWISE SPECIFIED	INCHES - EXCEPT AS NOTED	APPROVED BY
REV. #5: -	REV. #5: - UNLESS OTHERWISE SPECIFIED	MILLIMETERS - EXCEPT AS NOTED	SUPPLIER